

# *Internet* **Advancement**

**Units can enter ranks,  
merit badges,  
and awards online**

# *Internet* **Advancement**

Internet Advancement is provided to assist units with recording ranks, merit badges, and awards and reporting to the council.

# *Internet* Advancement

## Features

- Simple and intuitive interface
- Works from any Internet-connected PC with Internet Explorer
- Will be updated with the latest rank, merit badge, and award options

# *Internet* **Advancement**

## **Benefits to Scouting Units**

- Unit enters its own advancement records
- Unit prints a convenient advancement report
- Unit obtains current unit roster and unit history

# *Internet* **Advancement**

## **Benefits to the Council**

- Youth member records are updated
- Advancement statistics are current
- Record keeping is simplified for all units

# Internet Advancement

## Units will:

- Have one unit advancement processor register to use Internet Advancement
- Access with a unit ID that does not change annually
- Enter ranks and awards appropriate to their unit type

## Advancement Reports

- Units set their own schedule for submitting advancement reports
  - The council recommends submitting the report once per month, before the month end
  - The unit must submit one final report each December

## **How Councils Are Affected**

- Council advancement procedures that guide units will remain the same
- Unit statistics are updated by submittals and will display on council reports
- Current unit roster will be online

## Ranks, Awards, and Merit Badges

- Nominated awards, such as meritorious action awards, cannot be entered
- Eagle Scout rank cannot be entered with Internet Advancement and must be completed through the council
- Ranks must be added in sequence based on unit type and program

# Internet Advancement

## Welcome page



Internet Advancement

[Frequently Asked Questions](#)

Welcome and thank you for using Internet Advancement from the Boy Scouts of America. Internet Advancement allows you to enter youth advancements, awards, and merit badges and perform the following actions:

- Select members from your existing roster,
- Review, update, or add ranks, merit badges, and/or awards,
- Access an online Review Unit Roster feature and the Unit Advancement Summary,
- Print an Advancement Report with a Unit Awards Summary to assist in purchasing.

Before beginning Internet Advancement, collect all member information, including advancement records, award records, and merit badge applications with the appropriate signatures. To complete Internet Advancement, you must be connected to a printer to print the final report.

For assistance, you can consult the [help](#) for instructions on using Internet Advancement.

### Advancement Reports

For the BSA Unit Advancement Report: [Advancement Forms](#).

### Adobe Acrobat Reader

You will need Adobe Acrobat Reader to view the final print version of the advancement report. If you do not have it, you can download the Adobe Reader by clicking on the "Get Adobe Reader" image on this page.

To register, please click here -->

[First Time User](#)

To login, please click here -->

[Returning User](#)

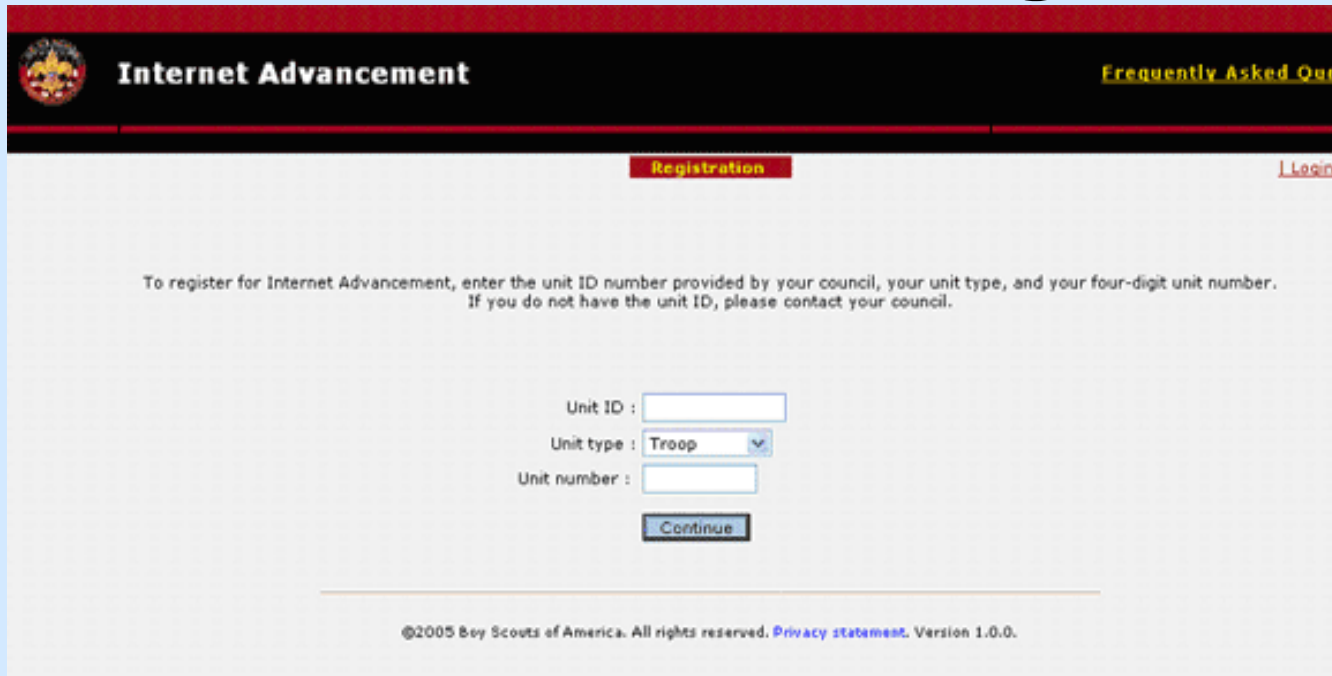


This site supports [Internet Explorer 5.5 or better](#) with a minimum screen resolution of 800x600. This site requires JavaScript to be enabled for your browser.

©2005 Boy Scouts of America. All rights reserved. [Privacy statement](#). Version 1.0.0.

# Internet Advancement

## First Time User Log In



The screenshot shows the 'Internet Advancement' website's registration page. At the top, there is a black navigation bar with the Boy Scouts of America logo on the left, the text 'Internet Advancement' in the center, and a link for 'Frequently Asked Questions' on the right. Below the navigation bar, there are two tabs: 'Registration' (highlighted in red) and 'Login'. The main content area has a light beige background and contains the following text: 'To register for Internet Advancement, enter the unit ID number provided by your council, your unit type, and your four-digit unit number. If you do not have the unit ID, please contact your council.' Below this text is a registration form with three input fields: 'Unit ID' (a text box), 'Unit type' (a dropdown menu currently set to 'Troop'), and 'Unit number' (a text box). A 'Continue' button is located below the 'Unit number' field. At the bottom of the page, there is a copyright notice: '©2005 Boy Scouts of America. All rights reserved. Privacy statement. Version 1.0.0.'

Internet Advancement [Frequently Asked Questions](#)

[Registration](#) [Login](#)

To register for Internet Advancement, enter the unit ID number provided by your council, your unit type, and your four-digit unit number.  
If you do not have the unit ID, please contact your council.

Unit ID :

Unit type :

Unit number :

©2005 Boy Scouts of America. All rights reserved. [Privacy statement](#). Version 1.0.0.

The unit ID does not change.

## Confidentiality Agreement

Susquehanna Council: Troop 0001



Internet Advancement

[Frequently Asked Que](#)

[Registration: Confidentiality Agreement](#)

[Login](#)

### Confidentiality Statement

You are about to view information confidential to your unit and Boy Scouts of America. You accept the responsibility of maintaining the confidentiality of this information. You agree you will share this information only with individuals in your unit or the Boy Scouts of America on a need to know basis.


You agree this information will not be distributed or shared outside of the Boy Scouts of America.

[I agree.](#)   [I disagree.](#)

# Internet Advancement

## Unit Advancement Processor Registration Information

Susquehanna Council: Troop 0001

 **Internet Advancement** [Frequently Asked Questions](#)

**Registration: Information and Password** [I Login](#)

Please enter your contact information and create your password to complete the registration process.

First name :

Last name :

Password (alpha numeric, 6+ characters) :

Re-enter password :

E-Mail :

Re-enter e-mail :

Phone number :  -  -  -  (ext)

©2005 Boy Scouts of America. All rights reserved. [Privacy statement](#), Version 1.0.0.

Each unit has one unit advancement processor.

# Internet Advancement

## Internet Advancement Overview

Susquehanna Council: Troop 0001



### Internet Advancement

[Frequently Asked Questions](#)

Stages:

1. Load Roster

2. Update Member

3. Submit Report

Load Roster

[Home](#) | [Logout](#) | [Help](#) | [Pa](#)  
Unit Expiration Date: 02-28

There are three stages in the Internet Advancement process:

<b>Stage 1</b> Load Roster	You load the unit information from the council.
<b>Stage 2</b> Update Member	You select the members you wish to update and insert new advancement information.
<b>Stage 3</b> Submit Report	You submit your unit's advancement information to the council. Then print the Advancement Report with the Unit Awards Summary.

You may leave the process and return later. Internet Advancement will save your work, and you will begin at the beginning of the stage you were in when you left.

We recommend that you gather all the required information, including youth advancement records and merit badge applications with appropriate signatures, before beginning this process. You must complete Internet Advancement on a computer connected to a printer.

To continue with Load Roster, click here-->

Continue

# Internet Advancement

## Returning User Log In



Internet Advancement

[Frequently Asked Questions](#)

**Log In as a Returning User :**

Log in to use Internet Advancement.

Unit ID :

Password :

[Forgot password?](#)


---

This site supports [Internet Explorer 5.5 or better](#) with a minimum screen resolution of 800x600.  
©2005 Boy Scouts of America. All rights reserved. [Privacy statement](#) Version 1.0.0.

# Internet Advancement

## Select Members for Advancement after Load Roster

Susquehanna Council: Troop 0001

 **Internet Advancement** [Frequently Asked Questions](#)

Stages: 1. Load Roster | **2. Update Member** | 3. Submit Report

[Review Unit Roster](#) | [Unit Advancement Summary](#) | [Review Advancement Report](#)

**Select Members for Advancement**

| [Home](#) | [Logout](#) | [Start Over](#)

Below is your current roster.

To add ranks, merit badges, and awards to a youth member, click the appropriate button to the left of the member's name. Prompts will guide you if you enter incorrect information.

When you are finished, click **Next**.

[Next](#)

Ranks	Merit Badges	Awards	Name	Street Address	Program
<a href="#">Ranks</a>	<a href="#">Merit Badges</a>	<a href="#">Awards</a>	Test Youth1	1111 Any Street	Boy Scouts
<a href="#">Ranks</a>	<a href="#">Merit Badges</a>	<a href="#">Awards</a>	Test Youth2	1111 Any Street	Boy Scouts
<a href="#">Ranks</a>	<a href="#">Merit Badges</a>	<a href="#">Awards</a>	Test Youth3	1111 Any Street	Boy Scouts
<a href="#">Ranks</a>	<a href="#">Merit Badges</a>	<a href="#">Awards</a>	Test Youth4	1111 Any Street	Boy Scouts
<a href="#">Ranks</a>	<a href="#">Merit Badges</a>	<a href="#">Awards</a>	Test Youth5	1111 Any Street	Boy Scouts
<a href="#">Ranks</a>	<a href="#">Merit Badges</a>	<a href="#">Awards</a>	Test Youth6	1111 Any Street	Boy Scouts

[Next](#)

# Internet Advancement

## Select Members for Advancement

Below is your current roster.

To add ranks, merit badges, and awards to a youth member, click the appropriate button to the left of the member's name. Prompts will guide you if you enter incorrect information.

When you are finished, click **Next**.

Next

Ranks	Merit Badges	Awards	Name	Street Address	Program
Ranks	Merit Badges	Awards	Test Youth1	1111 Any Street	Boy Scouts
Ranks	Merit Badges	Awards	Test Youth2	1111 Any Street	Boy Scouts
Ranks	Merit Badges	Awards	Test Youth3	1111 Any Street	Boy Scouts
Ranks	Merit Badges	Awards	Test Youth4	1111 Any Street	Boy Scouts
Ranks	Merit Badges	Awards	Test Youth5	1111 Any Street	Boy Scouts
Ranks	Merit Badges	Awards	Test Youth6	1111 Any Street	Boy Scouts

Next

# Internet Advancement

## Record Youth Ranks

Cancel      Reset      Save

**Youth Ranks for Test Youth3**

Rank	Date Earned mm/dd/yyyy
Scout	
Tenderfoot	07/19/2002
Second Class	05/15/2003
First Class	05/20/2004
Star	04/06/2005
Life	11/22/2005
Eagle	
Bronze Palm	
Gold Palm	
Silver Palm	
Eagle + 20 Merit Badges	
Eagle + 25 Merit Badges	
Eagle + 30 Merit Badges	
Eagle + 35 Merit Badges	
Eagle + 40 Merit Badges	
Eagle + 45 Merit Badges	
Eagle + 50 Merit Badges	

Cancel      Reset      Save

Ranks must be added in sequence based on unit type and program.

# Internet Advancement

## Record Youth Merit Badges

Stages: 1. Load Roster | **2. Update Member** | 3. Submit Report

**Record Youth Merit Badges (A-C)** | [Home](#) | [Logout](#)

Cancel A-C D-K L-R S-Z Eagle Reset Save

**Youth Merit Badges (A-C) for Test Youth0**

Award	Date Earned mm/dd/yyyy
American Business	<input type="text"/>
American Cultures	<input type="text"/>
American Heritage	<input type="text"/>
American Labor	<input type="text"/>
Animal Science	<input type="text"/>
Archaeology	<input type="text"/>
Archery	07/15/2002
Architecture	<input type="text"/>
Art	10/01/2004
Cooking	<input type="text"/>
Crime Prevention	<input type="text"/>
Cycling*	<input type="text"/>

\*Eagle Required

Cancel A-C D-K L-R S-Z Eagle Reset Save

©2005 Boy Scouts of America. All rights reserved. [Privacy statement](#). Version 1.0.0.

# Internet Advancement

## Record Youth Merit Badges

Camping*	<input type="text" value="07/15/2005"/>
Canoeing	<input type="text"/>
Chemistry	<input type="text"/>
Cinematography	<input type="text"/>
Citizenship in the Community*	<input type="text" value="07/19/2004"/>
Citizenship in the Nation*	<input type="text" value="09/02/2005"/>
Citizenship in the world*	<input type="text"/>
Climbing	<input type="text"/>
Coin collecting	<input type="text" value="02/08/2003"/>
Collections	<input type="text"/>
Communications*	<input type="text"/>
Composite Materials	<input type="text"/>
Computers	<input type="text"/>
Cooking	<input type="text"/>
Crime Prevention	<input type="text"/>
Cycling*	<input type="text"/>

\*Eagle Required

# Internet Advancement

## Record Eagle Required Youth Merit Badges

**Stages:** 1. Load Roster | **2. Update Member** | 3. Submit Report

**Record Youth Merit Badges (Eagle Required)** | [Home](#) | [Logout](#)

Cancel | A-C | D-K | L-R | S-Z | Eagle | Reset | Save

**Youth Merit Badges (Eagle Required) for Test Youth0**

Award	Date Earned mm/dd/yyyy
Camping*	<input type="text" value="07/15/2005"/>
Citizenship in the Community*	<input type="text" value="07/19/2004"/>
Citizenship in the Nation*	<input type="text" value="09/02/2005"/>
Citizenship in the world*	<input type="text"/>
Communications*	<input type="text"/>
Cycling*	<input type="text"/>
Emergency Preparedness*	<input type="text" value="07/16/2004"/>
Environmental Science*	<input type="text" value="07/13/2001"/>
Family Life*	<input type="text" value="04/26/2004"/>
First Aid*	<input type="text" value="07/18/2003"/>
Hiking*	<input type="text" value="03/15/2005"/>
Lifesaving*	<input type="text" value="08/18/2004"/>
Personal Fitness*	<input type="text" value="07/15/2002"/>
Personal Management*	<input type="text" value="04/10/2005"/>
Swimming*	<input type="text" value="07/12/2004"/>

\*Eagle Required

Cancel | A-C | D-K | L-R | S-Z | Eagle | Reset | Save



# Internet Advancement

## Sample Validation Message for Record Youth Ranks date earned

**Record Youth Ranks**

[Home](#) | [Logout](#) | [?](#)

A First Class Rank must have been earned and held for 4 months before you can earn the Star Rank.


**Youth Ranks for Test Youth4**

Rank	Date Earned mm/dd/yyyy
Scout	<input type="text"/>
Tenderfoot	03/01/2005
Second Class	03/01/2005
First Class	09/01/2005
Star	12/01/2005
Life	<input type="text"/>
Eagle	<input type="text"/>
Bronze Palm	<input type="text"/>
Gold Palm	<input type="text"/>
Silver Palm	<input type="text"/>
Eagle + 20 Merit Badges	<input type="text"/>
Eagle + 25 Merit Badges	<input type="text"/>
Eagle + 30 Merit Badges	<input type="text"/>
Eagle + 35 Merit Badges	<input type="text"/>
Eagle + 40 Merit Badges	<input type="text"/>
Eagle + 45 Merit Badges	<input type="text"/>
Eagle + 50 Merit Badges	<input type="text"/>

# Internet Advancement

## Submit Advancement Report page

Susquehanna Council: Troop 0001



**Internet Advancement** [Frequently Asked Questions](#)

Stages: 1. Load Roster 2. Update Member 3. Submit Report

[Review Unit Roster](#) [Unit Advancement Summary](#) [Review Advancement Report](#) [Submit Report](#) | [Home](#) | [Logout](#)

From this page, you submit the Advancement Report to the council. You will also print your unit Advancement Report.

**Warning:** Once you submit to council, you cannot make changes through Internet Advancement.

To review your Advancement Report before submitting, click the [Review Advancement Report](#) link.

[Previous](#) To submit your report to the council, click here --> [Submit to Council](#)

---

©2005 Boy Scouts of America. All rights reserved. [Privacy statement](#). Version 1.0.0.

# Internet Advancement

## Review Advancement Report – Draft before Report submittal

<u>Member Name</u>	<u>Date Earned</u>	<u>Rank, Merit Badge or Award</u>
Test One Youth1	11/01/2005	Tenderfoot
Test One Youth1	12/12/2005	Second Class
Test One Youth1	02/01/2006	First Class
Test One Youth1	11/01/2005	Basketry
Test One Youth1	12/01/2005	Firem'n Chat
Test One Youth1	12/01/2005	Totin' Chip
Test Two Youth2	11/01/2005	Tenderfoot
Test Two Youth2	12/12/2005	Second Class
Test Two Youth2	02/01/2006	First Class
Test Two Youth2	12/01/2005	Firem'n Chat
Test Two Youth2	12/01/2005	Totin' Chip
Test Three Youth3	11/01/2005	Tenderfoot
Test Three Youth3	12/12/2005	Second Class
Test Three Youth3	02/01/2006	First Class
Test Three Youth3	12/01/2005	Firem'n Chat
Test Three Youth3	12/01/2005	Totin' Chip
Total different youth <u>3</u> Qualified for <u>9</u> rank(s)		
Total different youth <u>1</u> Qualified for <u>1</u> merit badge(s)		
Total different youth <u>3</u> Qualified for <u>6</u> award(s)		

# Internet Advancement

## Review Advancement Report – Draft of Unit Awards Summary

<u>Rank Name</u>	<u>Ranks</u>	
	<u>Quantity Earned</u>	<u>Quantity Needed</u>
Tenderfoot	3	_____
Second Class	3	_____
First Class	3	_____

<u>Merit Badge Name</u>	<u>Merit Badges</u>	
	<u>Quantity Earned</u>	<u>Quantity Needed</u>
Basketry	1	_____

<u>Award Name</u>	<u>Awards</u>	
	<u>Quantity Earned</u>	<u>Quantity Needed</u>
Fireman's Chip	3	_____
Toten' Chip	3	_____

Total different youth 3 Qualified for 9 rank(s)

Total different youth 1 Qualified for 1 merit badge(s)

Total different youth 3 Qualified for 6 award(s)

# Internet Advancement

## Review Advancement Report – Draft of Advancement Update Summary

### Advancement Update Summary Boy Scouts of America

Unit: Troop 0001  
Chartered Organization: Liberty Community Group  
Committee  
District: Penns Woods  
Council: Susquehanna Council  
Unit Expire Date: 02/28/2006

Processor: Test Troop  
ttroop@netbsa.org  
972-580-2000

Date Submitted:

**DRAFT VERSION: This is a draft report only and cannot be used for unit advancement. You must Submit this file to obtain the final version of your unit Advancement Report.**

**This listing shows all advancements currently in member records which are updated with a new date as part of this Internet Advancement submittal. The updates do not appear immediately in the online Unit Advancement Summary.**

<u>Member Name</u>	<u>New Earned Date</u>	<u>Rank, Merit Badge or Award</u>
Test Zero Youth0	03/12/2003	First Class

Total different youth  1  Updated for  1  rank(s)

# Internet Advancement

## Print Advancement Report

Susquehanna Council: Troop 0001



Internet Advancement

[Frequently Asked Questions](#)

Stages:

1. Load Roster

2. Update Member

3. Submit Report

**Submit Report: Print Advancement Report**

[Home](#) | [Logout](#) | [Help](#) | [Pa](#)  
Unit Expiration Date: 02-21

### **Congratulations!**

Your Advancement Report has been submitted successfully.

The advancement process is not complete until you complete the following:

1. Print the Advancement Report (which includes the Unit Award Summary).
2. Obtain the appropriate signature(s) for this Advancement Report.
3. Deliver the Advancement Report and your insignia purchase order to the council. Check with your council service center for the current stock numbers and prices and ordering procedures.

Thank you for using Internet Advancement from the Boy Scouts of America.

To print this Advancement Report, click here -->

[Print Advancement Report](#)

# Internet Advancement

## Advancement Report Package for signature and turn in to council

### Advancement Report

Boy Scouts of America

**Unit:** Troop 0001  
**Chartered Organization:** Liberty Community Group  
Committee  
**District:** Penns Woods  
**Council:** Susquehanna Council  
**Unit Expire Date:** 02/28/2006

**Processor:** Test Troop  
ttroop@netbsa.org  
972-580-2000

**Date Submitted:** Feb 22 2006 4:32PM

**Date Awards Needed:** \_\_\_\_\_

#### FOR COUNCIL SERVICE CENTER USE ONLY

Report received

Certificates issued

Mailed or issued to

Date mailed

Record Posted

1. **Advancement procedures:**  
**Packs:** Den Advancement Reports are received from each den and used to enter advancement for the entire pack.  
**Troops/Teams:** All Boy Scouts or Varsity Scouts ready for advancement must appear before a board of review composed of at least three members. The advancement report for each board of review must be signed by at least three members of the board, including its chairman.  
**Crews/Ships:** Venturers/Sea Scouts submit their advancement applications to their Advisor or Skipper who obtains the crew/ship committee approval. Attach applications for the Venturing Gold, Silver, and Quartermaster awards to this report.

## Other Reports Available

- Unit Roster

The Unit Roster is the current roster of adult leaders and youth members. The information is current from the time the unit advancement processor clicks the Load Roster button.

- Unit Advancement Summary

The Unit Advancement Summary is the history of ranks, merit badges, and awards, appropriate to the unit type, recorded for the current members of the unit. The information is current from the time the unit advancement processor clicks the Load Roster button.

# Internet Advancement

## Unit Roster Information

Internet Advancement - Unit Roster

Page 1 of 2

Susquehanna Council  
Troop 0001

### Unit Roster

Report Date: 03/06/2006

Unit: Troop 0001

District: Penns Woods

Unit Status: R

County: Union

Term: 12 months

Expire Date: 03/31/2006

Chartered Organization:  
Liberty Community Group Committee  
1111 Any Street  
Lewisburg, PA 17837

Executive Officer:  
Test One Adult1  
1111 Any Street  
Lewisburg, PA 17837

Boys' Life:  
Term: 12 months  
Begins: 06/2005  
Ends: 05/2006

291 Months Completed Tenure

100% Boys' Life: Y

Top Leader Trained: Y

Quality Unit: Y

# Internet Advancement

## Unit Roster – Adult Members

---

Adult Members						
Position	Name	Address	BL	Person ID	M/F	Phone
Executive Officer	Test One Adult1	1111 Any Street Lewisburg, PA 17837	N	116650243	M	H (570) 500-1000
Committee Member	Test One Adult1	1111 Any Street Lewisburg, PA 17837	N	116650243	M	H (570) 500-1000
Chartered Organization Rep.	Test Two Adult2	1111 Any Street Lewisburg, PA 17837	Y	116650244	M	H (570) 500-1000
Committee Chairman	Test Three Adult3	1111 Any Street Lewisburg, PA 17837	N	10927326	M	H (570) 500-1000
Committee Member	Test Four Adult4	1111 Any Street Lewisburg, PA 17837	N	10927323	F	H (570) 500-1000
Committee Member	Test Five Adult5	1111 Any Street Lewisburg, PA 17837	N	10908676	F	H (570) 500-1000
Assistant Scoutmaster	Test Six Adult6	1111 Any Street Lewisburg, PA 17837	N	10927324	F	H (570) 500-1000
Scoutmaster	Test Seven Adult7	1111 Any Street Lewisburg, PA 17837	N	10927319	M	H (570) 500-1000
Committee Member	Test Eight Adult8	1111 Any Street Lewisburg, PA 17837	Y	10927327	F	H (570) 500-1000
Assistant Scoutmaster	Test Nine Adult9	1111 Any Street Lewisburg, PA 17837	Y	116650246	M	H (570) 500-1000

Adults Printed: 10

# Internet Advancement

## Unit Roster – Youth Members

---

### Youth Members

---

Name	Address	BL	Rank	Age	Grade	M/F	Phone
Test One Youth1 10908681	1111 Any Street Lewisburg, PA 17837	Y	Life	16	11	M	H (570) 500-1000
Test Two Youth2 112843250	1111 Any Street Lewisburg, PA 17837	Y	Second Class	15	9	M	H (570) 500-1000
Test Three Youth3 10906826	1111 Any Street Lewisburg, PA 17837	N	Second Class	13	8	M	H (570) 500-1000
Test Four Youth4 114123594	1111 Any Street Lewisburg, PA 17837	Y	First Class	12	6	M	H (570) 500-1000
Test Five Youth5 113361468	1111 Any Street Lewisburg, PA 17837	Y	Star	13	7	M	H (570) 500-1000
Test Six Youth6 116650245	1111 Any Street Lewisburg, PA 17837	Y	Second Class	12	6	M	H (570) 500-1000

Youth Printed: 6

---

# Internet Advancement

## Unit Advancement Summary

Internet Advancement - Unit Advancement Summary

Page 1 of 3

### Unit Advancement Summary Boy Scouts of America

This summary of youth member ranks, merit badges, and awards only shows those items that are currently in the member records for this unit. Advancement that has not yet been submitted to the council will not appear. When awards are submitted they will not appear immediately on this summary. Please log in as a Returning User at a later time.

**Unit:** Troop 0001  
**Chartered Organization:** Liberty Community Group  
Committee  
**District:** Penns Woods  
**Council:** Susquehanna Council  
**Unit Expire Date:** 02/28/2006

**Advancement Processor:** Test Troop  
ttroop@netbsa.org  
972-580-2000

**Report Date:** Feb 22 2006 3:27PM

<u>Member Name</u>	<u>Date Earned</u>	<u>Rank, Merit Badge or Award</u>
Test Zero Youth0	11/20/2000	Tenderfoot
Test Zero Youth0	02/18/2002	Second Class
Test Zero Youth0	03/10/2003	First Class

# Internet Advancement

## Youth Members with no Rank recorded Listing at end of Unit Advancement Summary

Following is a listing of members in this unit who have no recorded rank. Youth members who are not advancing should be interviewed by the pack, troop, team, crew, or ship advancement committee member.

Test One Youth1

Test Two Youth2

Test Three Youth3

Test Five Youth5

--- End of Report ---

## Help for Unit Advancement Processors

- Frequently Asked Questions

Link appears on banner at top right of each page in Internet Advancement and displays the current FAQ for unit users.

- Internet Advancement Help

The Help link on the Welcome page or Help link on the right of all other pages reaches Internet Advancement Help.

Help contains an index, search, instructions, and a second Frequently Asked Questions with additional information.

# Internet Advancement

## Frequently Asked Questions – link on Internet Advancement banner

### Internet Advancement Frequently Asked Questions

- [Why doesn't Internet Advancement remember me?](#)
- [Why doesn't Internet Advancement work in my browser?](#)
- [How can I print the draft Advancement Report before each submittal?](#)
- [Why do I get an error when I click Print Advancement Report after submittal?](#)
- [Should I print the Advancement Report each time a submittal is made?](#)
- [What is the purpose of the three reports in the Advancement Report package?](#)
- [What is the Unit Advancement Summary?](#)
- [What do I get when I click Review Unit Roster?](#)
- [How often must I submit an Advancement Report to the council?](#)
- [How do members receive a rank, merit badge, or award not available for selection?](#)
- [When I log out, is my work saved for future use?](#)
- [Do I register more than once as a First Time User?](#)

#### Why doesn't Internet Advancement remember me?

Windows XP users may find that the cookie for Internet Advancement is blocked.

##### To allow cookies for this site:

1. Open Internet Explorer. From the main menu, click **Tools > Internet Options**.
2. Click the **Security** tab. On the Security screen, click **Trusted Sites**.
3. On the Trusted Sites screen, click **Sites...**
4. In the text box, enter <https://scoutnet.scouting.org/iadv/UI/home/default.aspx>. Click **Add**.
5. Click **OK** to exit the Sites... screen. Click **OK** to close Internet Options.

#### Why doesn't Internet Advancement work in my browser?

To fully use Internet Advancement, you must use Internet Explorer 5.5 or higher. Also, JavaScript must be enabled in Internet Explorer.

##### To enable Javascript:

1. Open Internet Explorer. From the main menu, click **Tools > Internet Options**.
2. Click the **Security** tab. On the Security screen, in the Security level for this zone area, click **Default Level**.
3. Click **OK** to close Internet Options.

# Internet Advancement

## Internet Advancement Help Contents

Internet Advancement Help - Microsoft Internet Explorer provided by BSA ScoutNet 2000 v. 8

Contents Index Search - Search - GO Internet Advancement Help

### Internet Advancement Overview

Use Internet Advancement to record awards, ranks, and merit badges to youth from any online location, including at home or at the office. You will be able to add new ranks and awards to your member records and to update existing ranks and awards, should the earned date displayed be incorrect according to the unit's records.

Internet Advancement allows you to register once as a first time user and then to log in as a returning user to submit ranks and awards for your unit members. If you log out before you submit a report, your data will be saved. Additionally, Internet Advancement will dynamically return you to the Stage you were in when you left. For example, if you have completed Stage 1 of the process, when you return, you will begin at Stage 2.

### Unit Advancement Processor

If the unit appoints a new unit processor, contact the council to reset the unit's profile. The new unit advancement processor registers as a first time user. The council can reset the profile if the current unit advancement processor wants to change information such as e-mail address or telephone.

### Submitting Reports

Units set their own schedule for submitting reports. We recommend submitting a report every month. Each December a final report with anything not already recorded for the year should be submitted before month end.

# Internet Advancement

## Internet Advancement Index with Keyword Search



The screenshot shows the Internet Advancement website interface. At the top, there are navigation links for 'Contents', 'Index', and 'Search'. A search bar is located on the right side of the top navigation bar. Below the navigation bar, there is a search input field with the placeholder text 'Type in the keyword to find:'. To the left of the main content area, there is a vertical list of navigation links. The main content area is titled 'Internet Advancement Overview' and contains several sections of text, including 'Unit Advancement Processor' and 'Submitting Reports'. There are also links for 'What do users need to use Internet Advancement?' and 'To enter advancements:'. A large yellow question mark is overlaid on the left side of the page, and a yellow circle is overlaid on the bottom right corner of the page.

Contents Index Search

- Search - GO Internet Advancement

Type in the keyword to find:

- access code
- activity
- administration
- advancement report
- award
- awards
- benefits
- block
- clear data
- data
- first step
- function
- lists
- log in
- management
- merit badge
- navigation
- new user
- overview
- PAS
- password
- print
- rank
- ranks
- register
- report
- reset
- returning user
- roles
- roster
- submit
- system requirements
- unit
- unit usage report

### Internet Advancement Overview

Use Internet Advancement to record awards, ranks, and merit badges to youth from any online location, including at home or at the office. You will be able to add new ranks and awards to your member records ; to update existing ranks and awards, should the earned date displayed be incorrect according to the unit's records.

Internet Advancement allows you to register once as a first time user and then to log in as a returning user. You can submit ranks and awards for your unit members. If you log out before you submit a report, your data will be saved. Additionally, Internet Advancement will dynamically return you to the Stage you were in when you left. For example, if you have completed Stage 1 of the process, when you return, you will begin at Stage 1.

#### Unit Advancement Processor

If the unit appoints a new unit processor, contact the council to reset the unit's profile. The new unit advancement processor registers as a first time user. The council can reset the profile if the current unit advancement processor wants to change information such as e-mail address or telephone.

#### Submitting Reports

Units set their own schedule for submitting reports. We recommend submitting a report every month. Each December a final report with anything not already recorded for the year should be submitted before month end.

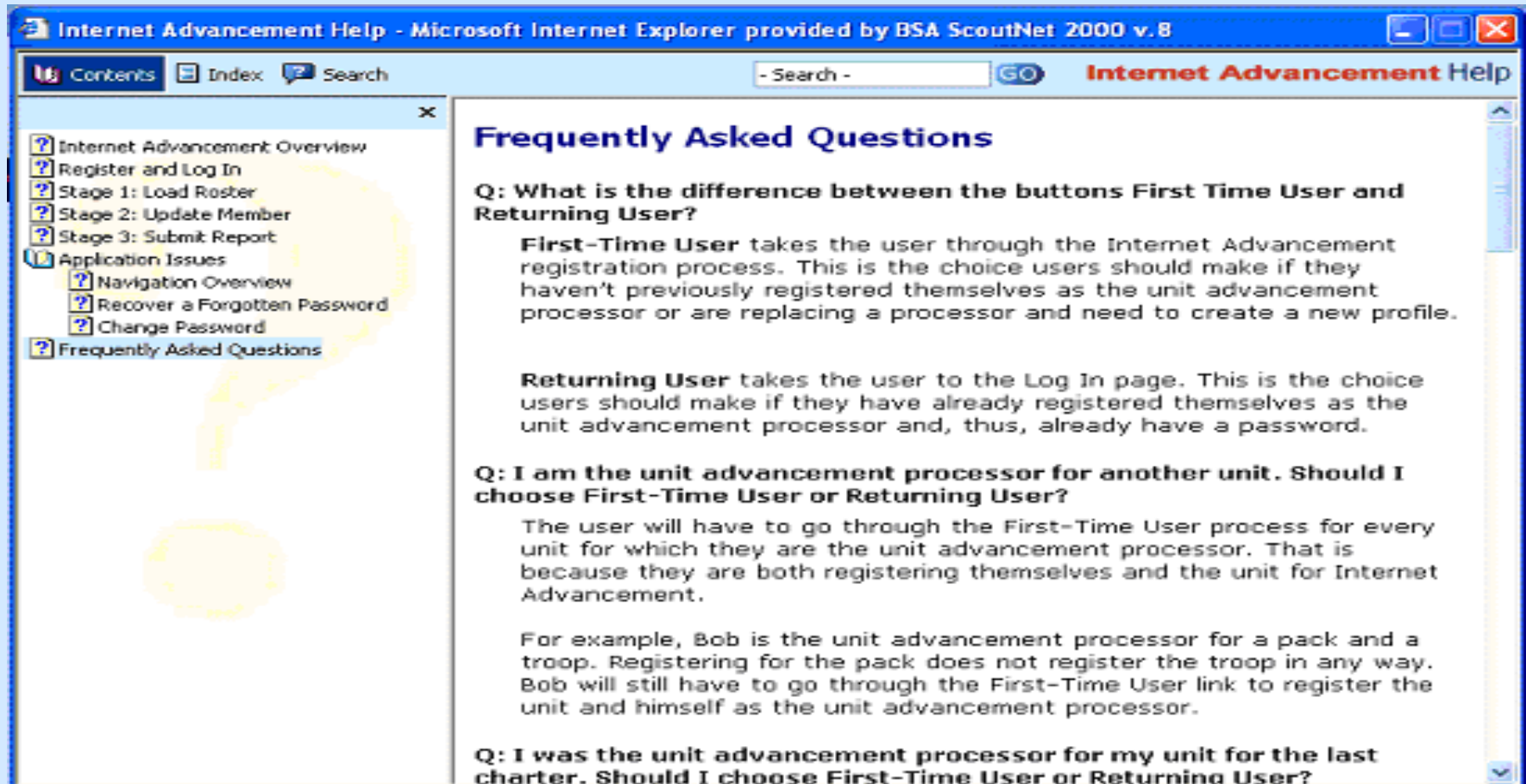
[What do users need to use Internet Advancement?](#)

[To enter advancements:](#)

Updated: 21 Feb 2006

# Internet Advancement

## Internet Advancement Help Frequently Asked Questions



Internet Advancement Help - Microsoft Internet Explorer provided by BSA ScoutNet 2000 v.8

Contents Index Search - Search - GO Internet Advancement Help

### Frequently Asked Questions

**Q: What is the difference between the buttons First Time User and Returning User?**

**First-Time User** takes the user through the Internet Advancement registration process. This is the choice users should make if they haven't previously registered themselves as the unit advancement processor or are replacing a processor and need to create a new profile.

**Returning User** takes the user to the Log In page. This is the choice users should make if they have already registered themselves as the unit advancement processor and, thus, already have a password.

**Q: I am the unit advancement processor for another unit. Should I choose First-Time User or Returning User?**

The user will have to go through the First-Time User process for every unit for which they are the unit advancement processor. That is because they are both registering themselves and the unit for Internet Advancement.

For example, Bob is the unit advancement processor for a pack and a troop. Registering for the pack does not register the troop in any way. Bob will still have to go through the First-Time User link to register the unit and himself as the unit advancement processor.

**Q: I was the unit advancement processor for my unit for the last charter. Should I choose First-Time User or Returning User?**

## Forgot Password entry



Welcome to the password reset page. Please enter your [Unit ID](#) and [registered e-mail](#) address to reset your password. Your e-mail address must match the e-mail address used during your registration process. A new password will be generated and sent to you via e-mail.

Unit ID :

E-Mail :

# Internet Advancement

## Forgot Password request reset confirmation message

Password reset completed. Your new password was sent to your E-Mail address.  
Please use the new password to access the system. Click here to [login](#).

## Sample Forgot Password e-mail message text

Thank you for using Internet Advancement. Your password has been reset at your request.

New Password : xxxxxxxx

Your new Password is case sensitive. We suggest copying the password to use for your Returning User log in.

## Change Password

Enter old Password and then new Password

Susquehanna Council: Troop 0001

 **Internet Advancement** [Frequently Asked Que](#)

Stages: **1. Load Roster** 2. Update Member 3. Submit Report

[Home](#) | [Logout](#)

Old Password:

New Password :

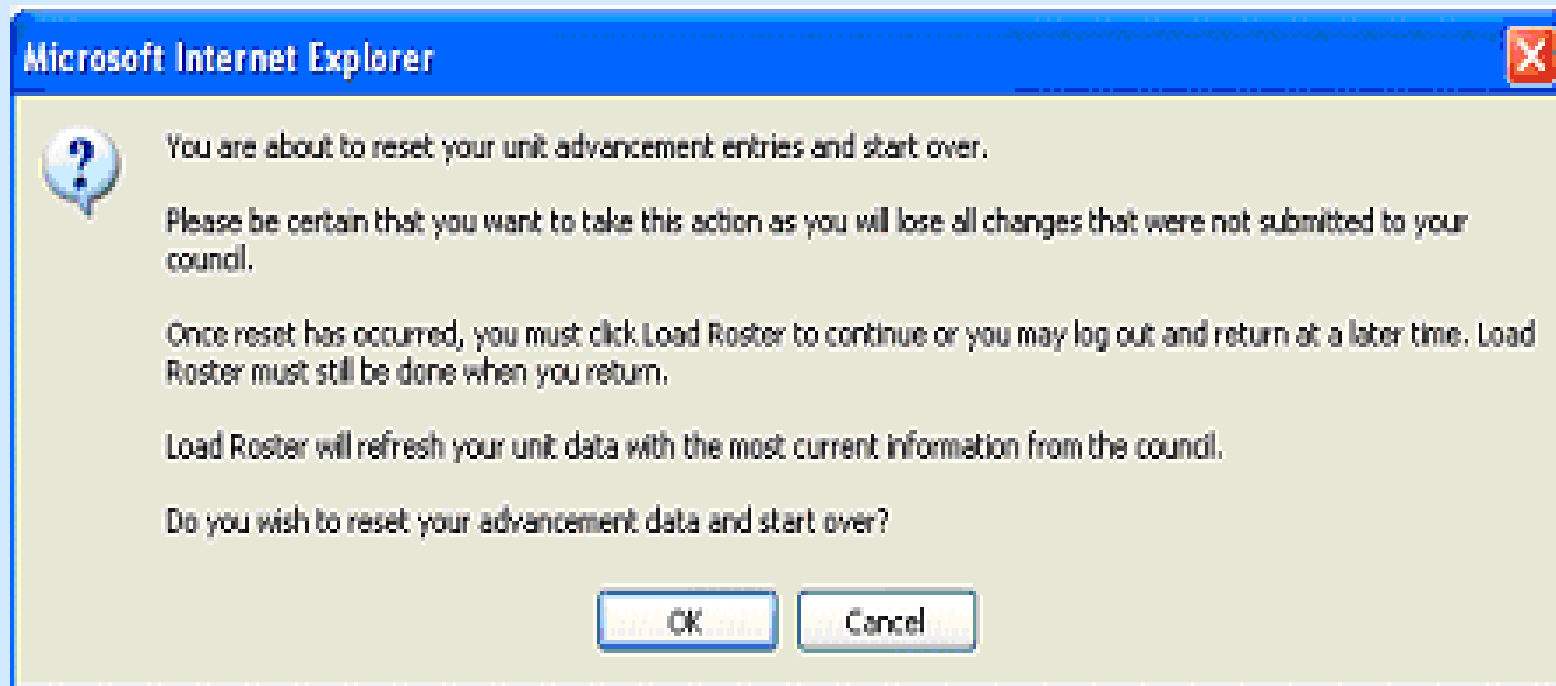
Confirm New Password :

---

©2005 Boy Scouts of America. All rights reserved. [Privacy statement](#). Version 1.0.0.

## Start Over warning message

Click OK to delete all entered dates and re-load the roster.



# Internet Advancement

## Invalid Date message

**Record Youth Awards**


[Home](#) | [Logout](#)

---

**Youth Awards for Test Youth2**

Award	Date Earned mm/dd/yyyy
B. S. A. Lifeguard	<input type="text"/>
Boardsailing B. S. A.	<input type="text"/>
Den Chief Service Award	<input type="text"/>
Em. Preparedness BSA - Sct. / Var.	<input type="text"/>
Fifty-Miler Award	<input type="text"/>
Fire'n Chit	12/01/1005
Historic Trails Award	<input type="text"/>
Interpreter Strip	<input type="text"/>
Kayaking BSA (Youth)	<input type="text"/>
Leave No Trace (Youth-BS/Vent.)	<input type="text"/>
Mile Swim	<input type="text"/>
Paul Bunyan Woodsman	<input type="text"/>
SCUBA BSA (Youth)	<input type="text"/>
Snorkeling B. S. A.	<input type="text"/>
Totin' Chip	12/01/2005
World Conservation Award (Boy Scout	<input type="text"/>

Microsoft Internet Explorer ✖

 Invalid date

# Internet Advancement


Message that existing date earned cannot be removed

Cancel A-C D-K L-R S-Z Eagle Reset Save

**Youth Merit Badges (A-C) for Test Youth0**

Award	Date Earned mm/dd/yyyy
American Business	
American Cultures	
American Heritage	
American Labor	
Animal Science	
Archaeology	
Archery	
Architecture	
Art	10/01/2004
Astronomy	07/15/2005
Athletics	
Auto Mechanics	
Aviation	08/23/2003
Backpacking	08/01/2005
Basketry	
Bird Study	
Bugling	
Camping*	07/15/2005
Canoeing	

Microsoft Internet Explorer

 You cannot remove a date earned. You can revise an existing date earned.

OK

# Internet Advancement


Message that no future month or expired date can be entered

Cancel A-C D-K L-R S-Z Eagle Reset Save

**Youth Merit Badges (Eagle Required) for Test Youth6**

Award	Date Earned mm/dd/yyyy
Camping*	<input type="text"/>
Citizenship in the Community*	<input type="text"/>
Citizenship in the Nation*	04/01/2006
Citizenship in the w	<input type="text"/>
Communications*	<input type="text"/>
Cycling*	<input type="text"/>
Emergency Prepar	<input type="text"/>
Environmental Scie	<input type="text"/>
Family Life*	<input type="text"/>
First Aid*	<input type="text"/>

Microsoft Internet Explorer

 The earned date may not be later than the last day of the current month.

OK

## What should the unit do now?

1. Appoint the unit advancement processor.

### **The unit advancement processor will then:**

2. Obtain the unit ID from the council.
3. Go to the council Web site and enter Internet Advancement.
4. Review instructions, Help, and FAQ.
5. Register as a new user.
6. Review current Unit Advancement Summary.
7. Gather youth advancement records and begin entry.